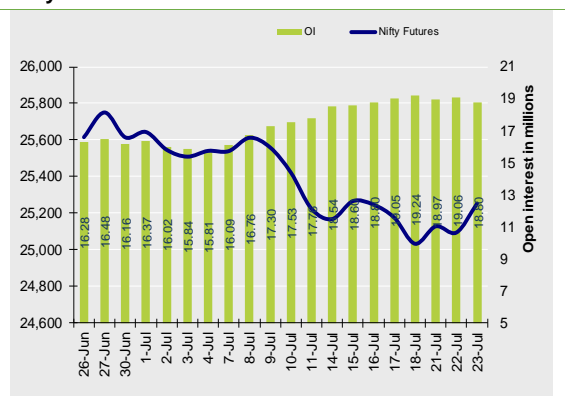


Nifty Snapshot

	Close	Prv Cl.	Ab chg	% chg
Spot	25,219.90	25,060.90	159.00	0.63
Futures	25,252.80	25,093.90	158.90	0.63
Oil(ml shr)	18.80	19.06	-0.26	-1.37
Vol (lots)	61505	47561	13944	29.32
COC	32.90	33.00	-0.10	-0.3
PCR-OI	1.14	0.84	0.31	36.7

Nifty Futures Price v/s OI



Institutional Activity in previous trading session

(in Rs cr.)	Buy	Sell	Net
Index Futures	2430.86	1670.85	760.01
Index Options	952687.24	954244.37	-1557.13
Stock Futures	21152.56	19891.88	1260.68
Stock Options	30998.21	30837.01	161.20
FII Cash	14,475.50	18,684.61	-4,209.11
DII Cash	15,146.43	10,787.91	4,358.52

Net FII Activity (in Rs cr.)

Date	Idx Fut	Stk Fut	Idx Opt	Cash
23-Jul	760.0	1260.7	-1557.1	-4209
22-Jul	-797.6	-1515.2	1497.3	-3549
21-Jul	570.3	-281.7	-9480.1	-1681
18-Jul	-2395.4	-1177.5	-3529.8	375
17-Jul	-1989.2	-1488.5	13985.3	-3694
16-Jul	-691.0	-3614.9	121.0	-1858

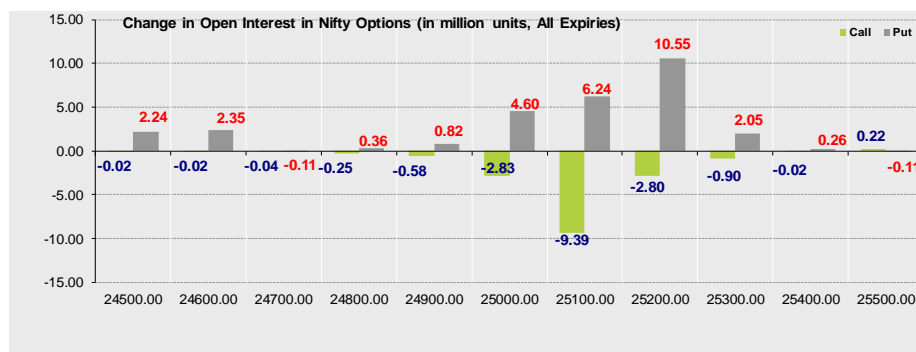
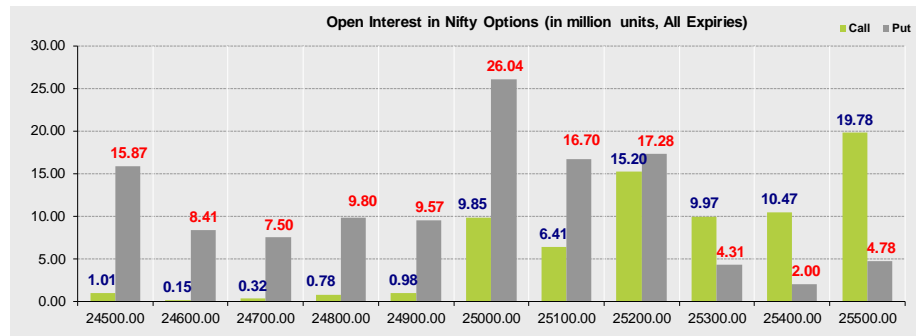
Technical Pivot (Intraday):

	S2	S1	PIVOT	R1	R2
NIFTY	25060	25155	25210	25305	25355
BANKNIFTY	56560	56900	57095	57435	57630

Summary

- Indian markets closed on a positive note where buying was mainly seen in Automobiles, Pharmaceuticals & Metals Sectors. Nifty Jul Futures closed at 25252.80 (up 158.90 points) at a premium of 32.90 pts to spot.
- FII's were net sellers in Cash to the tune of 4209.11 Cr and were net buyers in index futures to the tune of 760.01 Cr.
- India VIX decreased by 2.20% to close at 10.52 touching an intraday high of 10.75.

Open Interest in Nifty Options:



- The above second chart shows previous trading day's change in Nifty options where Liquidation in OI were seen in 25400, 25300, 25200, 25100 strike Calls and at 25000, 25100, 25200, 25300 strike Puts indicating market is likely to remain positive in the near term.
- Highest OI build-up is seen at 25500 strike Calls and 25000 strike Puts, to the tune of 19.78mn and 26.04mn respectively.

Outlook on Nifty:

Index is likely to open on a flattish note today and is likely to remain positive during the day.

(Price is in Rs; OI is in million units; Price chg and OI chg are in percentage) **NB RESEARCH**

Fresh Longs seen in:

Scrip	Price	Price chg	OI	OI Chg
DELHIVERY	444.7	2.3	14.2	10.5
CANBK	108.2	0.1	228.2	10.1
PAGEIND	46430.0	0.2	0.3	8.8

Short Covering seen in:

Scrip	Price	Price chg	OI	OI Chg
SYNGENE	679.7	0.4	10.5	-5.7
LTIM	5312.5	2.6	2.7	-4.9
BANKNIFTY	57235.8	0.8	2.5	-4.9

Fresh Shorts seen in:

Scrip	Price	Price chg	OI	OI Chg
LODHA	1338.0	-7.3	7.0	28.5
360ONE	1128.6	-1.3	4.3	19.0
OBOROIRLT	1771.4	-2.9	6.0	18.1

Long Unwinding seen in:

Scrip	Price	Price chg	OI	OI Chg
IEX	188.0	-2.4	47.1	-7.9
KEI	3982.9	-0.2	1.1	-7.3
ACC	1950.9	-0.5	3.4	-6.4

NIFTY50 Options OI (CE OI = Resistance) (PE OI = Support)			
Symbol	Highest CE OI	Highest PE OI	CMP
ADANIENT	2600	2700	2622
ADANIPTS	1500	1400	1425
APOLLOHOSP	8000	7000	7379
ASIANPAINT	2500	2300	2379
AXISBANK	1200	1100	1109
BAJAJ-AUTO	9000	8000	8401
BAJFINANCE	950	950	971
BAJAJFINSV	2100	2000	2062
BEL	430	400	401
BHARTIARTL	2000	1900	1945
CIPLA	1600	1340	1474
COALINDIA	400	395	391
DRREDDY	1300	1100	1248
EICHERMOT	5700	5800	5461
ETERNAL	300	300	302
GRASIM	2800	2740	2718
HCLTECH	1600	1600	1534
HDFCBANK	2020	2000	2020
HDFCLIFE	820	740	763
HEROMOTOCO	4500	4300	4286
HINDALCO	700	670	696
HINDUNILVR	2560	2300	2458
ICICIBANK	1490	1440	1489
ITC	420	420	416
INDUSINDBK	900	850	854

NIFTY50 Options OI (CE OI = Resistance) (PE OI = Support)			
Symbol	Highest CE OI	Highest PE OI	CMP
INFY	1600	1600	1573
JSWSTEEL	1180	1000	1036
JIOFIN	330	300	315
KOTAKBANK	2200	2100	2171
LT	3700	3500	3495
M&M	3300	3200	3272
MARUTI	12800	12500	12667
NTPC	345	345	344
NESTLEIND	2500	2400	2458
ONGC	250	240	246
POWERGRID	300	300	299
RELIANCE	1500	1400	1427
SBILIFE	1860	1800	1814
SHRIRAMFIN	700	600	656
SBIN	820	820	824
SUNPHARMA	1720	1500	1687
TCS	3500	3200	3184
TATACONSUM	1100	1050	1063
TATAMOTORS	700	680	692
TATASTEEL	170	160	163
TECHM	1600	1500	1549
TITAN	3500	3500	3474
TRENT	6000	5500	5378
ULTRACEMCO	13000	12000	12332
WIPRO	270	260	256

OI against MWPL				
Symbol	MWPL	Open Interest	Limit for next day	% OI
IEX	177849950	191985000	Ban	108%
RBLBANK	121575211	112239425	Ban	92%
ABFRL	121580965	109285800	6216116	90%
BANDHANBNK	193371109	161395200	Ban	83%
TITAGARH	16037381	13250825	1984686	83%
LTF	168467595	134957652	25086563	80%
PATANJALI	22129978	17394900	3628579	79%
NMDC	689383367	539500500	115413698	78%
MCX	10180563	7871625	1799909	77%
ANGELONE	11638502	8951500	2105076	77%
GLENMARK	30111043	23118375	5487115	77%
LICHSGFIN	60244101	45148000	12083895	75%
CANBK	672420574	503793000	135006545	75%
HINDCOPPER	65482129	48211450	13996572	74%
HFCL	189248684	138907200	40879049	73%
LAURUSLABS	78058155	57205000	16950247	73%
CDSL	35530000	25176900	8576600	71%
AARTIIND	41876170	29640250	10142111	71%
SAIL	289148547	202574700	72116419	70%
HUDCO	100095000	69771825	25318425	70%
GRANULES	29668038	20521750	7662886	69%
PNB	687763516	471536000	181839340	69%
BSE	63536556	42716250	17643478	67%
BSOFT	32988281	22012900	9325966	67%
MAZDOCK	12239606	8054900	3572725	66%
BIOCON	121306033	79335000	35905731	65%
BDL	18382289	11907350	5555824	65%
IREDA	158681547	102382200	48365269	65%
NATIONALUM	178967755	113595000	56424367	63%
TATACHEM	31601465	19311500	10709891	61%
TATATECH	36328758	22195200	12317120	61%
JSWENERGY	106935382	63560000	38028612	59%
CHAMBLFERT	31728204	18734000	11407793	59%

[illegible]

Derivative Recommendations:

Stock Name	Call (Buy/Sell)	Entry price	Targets	Stop Loss	Duration	Status
ULTRACEMCO (Bull Call spread)	Strategy	260	640	200	Positional	Open
NIFTY (Long Straddle)	Buy	674	1100	500	Positional	Open
NIFTY 25250 CE	Buy	35	60	18	BTST	Open

FROM THE EQUITY DERIVATIVE DESK:

NIRAV HARISH CHHEDA
AVP - DERIVATIVES AND TECHNICAL RESEARCH
E-Mail: nirav.chheda@nirmalbang.com
Tel no: 6273-8199/8000

AMIT BHUPTANI
SNR.DERIVATIVES AND TECHNICAL RESEARCH ANALYST
E-Mail: amit.bhuptani@nirmalbang.com
Tel no: 6273-8242/8000

DISCLOSURES

Research Reports that are published by Nirmal Bang Securities Private Limited (hereinafter referred to as "NBSPL") are for private circulation only. NBSPL is a registered Research Analyst under SEBI (Research Analyst) Regulations, 2014 having Registration no. INH000001766. NBSPL is also a registered Stock Broker with National Stock Exchange of India Limited, BSE Limited, Metropolitan Stock Exchange of India Limited, Multi Commodity Exchange of India Limited, National Commodity and Derivative Exchange Limited and Indian Commodity Exchange Limited in cash and Equity and Commodities derivatives segments.

NBSPL has other business divisions with independent research teams separated by Chinese walls, and therefore may, at times, have different or contrary views on stocks and markets.

NBSPL or its associates have not been debarred / suspended by SEBI or any other regulatory authority for accessing / dealing in securities Market. NBSPL, its associates or analyst or his relatives do not hold any financial interest (Except Investment) in the subject company. NBSPL or its associates or Analyst do not have any conflict or material conflict of interest at the time of publication of the research report with the subject company. NBSPL or its associates or Analyst or his relatives may or may not hold beneficial ownership of 1% or more in the subject company at the end of the month immediately preceding the date of publication of this research report.

NBSPL or its associates / analyst has not received any compensation / managed or co-managed public offering of securities of the company covered by Analyst during the past twelve months. NBSPL or its associates have not received any compensation or other benefits from the company covered by Analyst or third party in connection with the research report. Analyst has not served as an officer, director or employee of Subject Company. NBSPL / analyst has not been engaged in market making activity of the subject company.

Analyst Certification: The research analysts and authors of these reports, hereby certify that the views expressed in this research report accurately reflects my/our personal views about the subject securities, issuers, products, sectors or industries. It is also certified that no part of the compensation of the analyst(s) was, is, or will be directly or indirectly related to the inclusion of specific recommendations or views in this research. The analyst(s) principally responsible for the preparation of this research report and has taken reasonable care to achieve and maintain independence and objectivity in making any recommendations.

DISCLAIMER

This report is for the personal information of the authorized recipient and does not construe to be any investment, legal or taxation advice to you. NBSPL is not soliciting any action based upon it. Nothing in this research shall be construed as a solicitation to buy or sell any security or product, or to engage in or refrain from engaging in any such transaction. In preparing this research, we did not take into account the investment objectives, financial situation and particular needs of the reader.

This research has been prepared for the general use of the clients of NBSPL and must not be copied, either in whole or in part, or distributed or redistributed to any other person in any form. If you are not the intended recipient you must not use or disclose the information in this research in any way. Though disseminated to all the customers simultaneously, not all customers may receive this report at the same time. NBSPL will not treat recipients as customers by virtue of their receiving this report. This report is not directed or intended for distribution to or use by any person or entity resident in a state, country or any jurisdiction, where such distribution, publication, availability or use would be contrary to law, regulation or which would subject NBSPL & its group companies to registration or licensing requirements within such jurisdictions.

The report is based on the information obtained from sources believed to be reliable, but we do not make any representation or warranty that it is accurate, complete or up-to-date and it should not be relied upon as such. We accept no obligation to correct or update the information or opinions in it. NBSPL or any of its affiliates or employees shall not be in any way responsible for any loss or damage that may arise to any person from any inadvertent error in the information contained in this report. NBSPL or any of its affiliates or employees do not provide, at any time, any express or implied warranty of any kind, regarding any matter pertaining to this report, including without limitation the implied warranties of merchantability, fitness for a particular purpose, and non-infringement. The recipients of this report should rely on their own investigations.

This information is subject to change without any prior notice. NBSPL reserves its absolute discretion and right to make or refrain from making modifications and alterations to this statement from time to time. Nevertheless, NBSPL is committed to providing independent and transparent recommendations to its clients, and would be happy to provide information in response to specific client queries.

Before making an investment decision on the basis of this research, the reader needs to consider, with or without the assistance of an adviser, whether the advice is appropriate in light of their particular investment needs, objectives and financial circumstances. There are risks involved in securities trading. The price of securities can and does fluctuate, and an individual security may even become valueless. International investors are reminded of the additional risks inherent in international investments, such as currency fluctuations and international stock market or economic conditions, which may adversely affect the value of the investment. Opinions expressed are subject to change without any notice. Neither the company nor the director or the employees of NBSPL accept any liability whatsoever for any direct, indirect, consequential or other loss arising from any use of this research and/or further communication in relation to this research. Here it may be noted that neither NBSPL, nor its directors, employees, agents or representatives shall be liable for any damages whether direct or indirect, incidental, special or consequential including lost revenue or lost profit that may arise from or in connection with the use of the information contained in this report.

Copyright of this document vests exclusively with NBSPL. Our reports are also available on our website www.nirmalbang.com